

WEBCAST – CONFERENCE CALL

Third Quarter 2016 Results

November 3rd, 2016



Disclaimer



ALL RIGHTS ARE RESERVED

© REPSOL, S.A. 2016

Repsol, S.A. is the exclusive owner of this document. No part of this document may be reproduced [including photocopying], stored, duplicated, copied, distributed or introduced into a retrieval system of any nature or transmitted in any form or by any means without the prior written permission of Repsol, S.A.

This document does not constitute an offer or invitation to purchase or subscribe shares, in accordance with the provisions of the Spanish Securities Market Law [Law 24/1988, of July 28, as amended and restated] and its implementing regulations. In addition, this document does not constitute an offer of purchase, sale or exchange, nor a request for an offer of purchase, sale or exchange of securities in any other jurisdiction.

This document contains statements that Repsol believes constitute forward-looking statements which may include statements regarding the intent, belief, or current expectations of Repsol and its management, including statements with respect to trends affecting Repsol's financial condition, financial ratios, results of operations, business, strategy, geographic concentration, production volume and reserves, capital expenditures, costs savings, investments and dividend payout policies. These forward-looking statements may also include assumptions regarding future economic and other conditions, such as future crude oil and other prices, refining and marketing margins and exchange rates and are generally identified by the words "expects", "anticipates", "forecasts", "believes", "estimates", "notices" and similar expressions. These statements are not guarantees of future performance, prices, margins, exchange rates or other events and are subject to material risks, uncertainties, changes and other factors which may be beyond Repsol's control or may be difficult to predict. Within those risks are those factors and circumstances described in the filings made by Repsol and its affiliates with the Comisión Nacional del Mercado de Valores in Spain and with any other supervisory authority of those markets where the securities issued by Repsol and/or its affiliates are listed.

Repsol does not undertake to publicly update or revise these forward-looking statements even if experience or future changes make it clear that the projected performance, conditions or events expressed or implied therein will not be realized.

In October 2015, the European Securities Markets Authority [ESMA] published the Guidelines on Alternative Performance Measures [APM], of mandatory application for the regulated information to be published from 3 July 2016. Information and disclosures related to APM used on the present Q3 2016 Webcast Presentation are included in Appendix V "Alternative Performance Measures" of the Interim Condensed Consolidated Financial Statements for the nine-month period ended 30 September 2016

Third Quarter 2016 Results

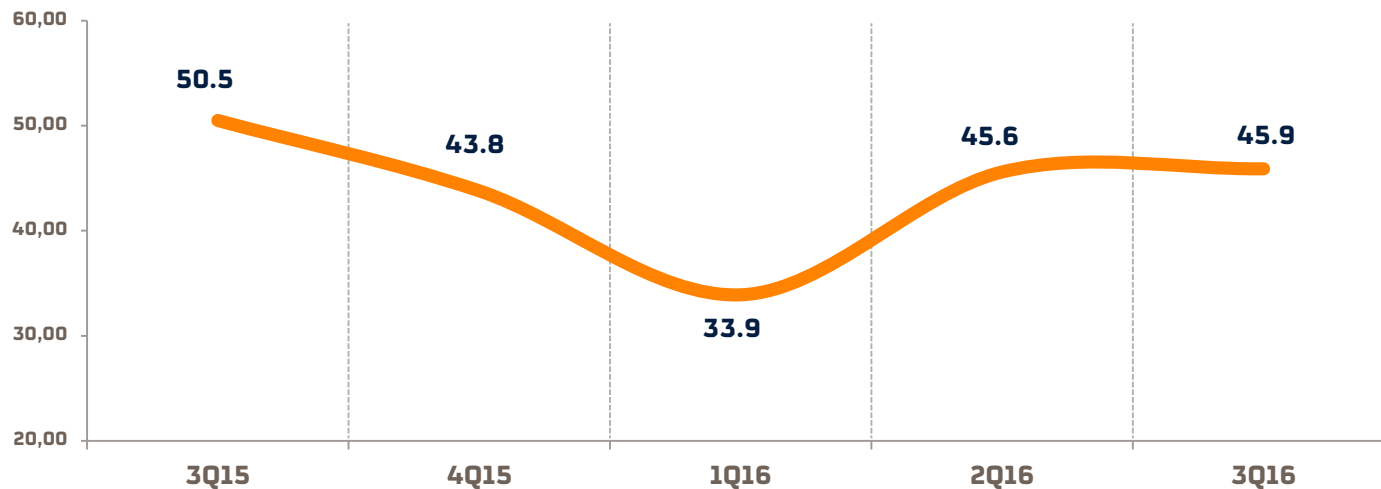
AGENDA

- 1. Operational activity**
- 2. Financial results**
- 3. Progress on strategic objectives**
- 4. Conclusions**

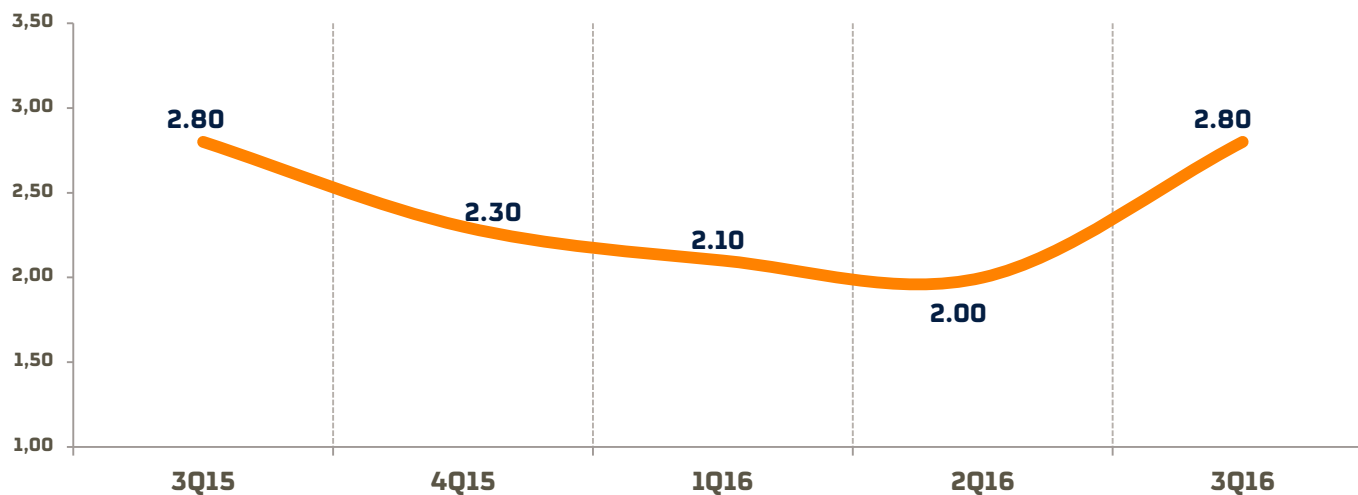
Market environment



Brent - \$/boe



Henry Hub - \$/Mbtu



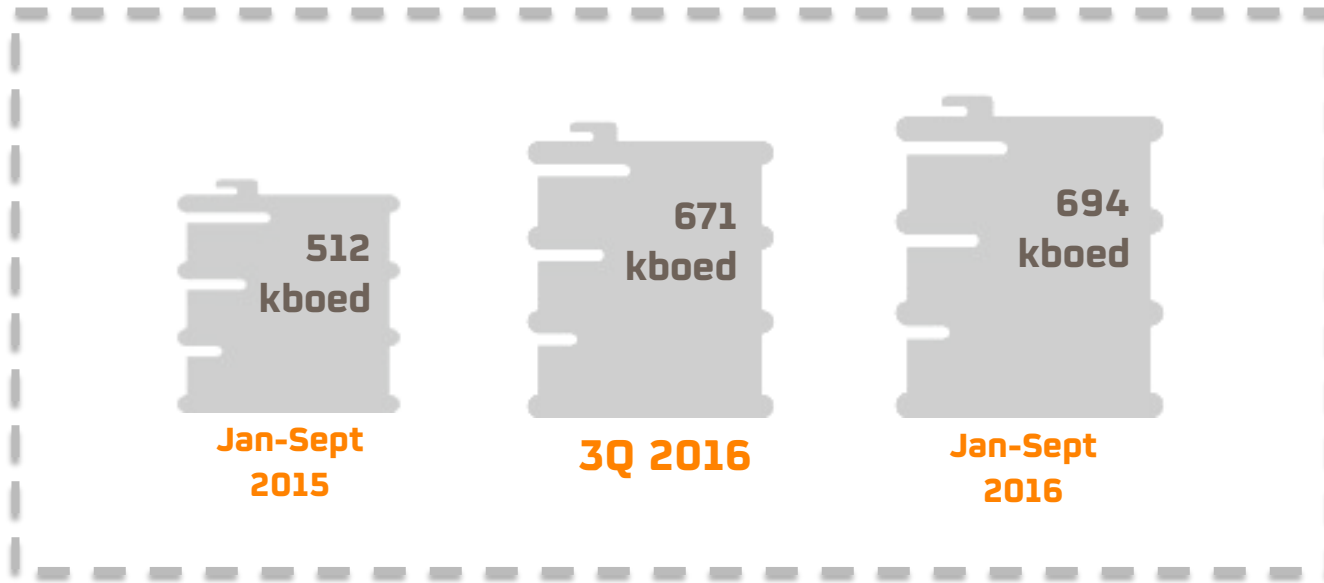


Operational activity

1

Operational Activity

Upstream Production



➤ **3Q16 volumes were affected by:**

- ✓ Cessation of production in the Varg field (Norway)
- ✓ Maintenance works in T&T, Malaysia and Vietnam
- ✓ Planned outages in UK and T&T

➤ **4Q16 forecast:**

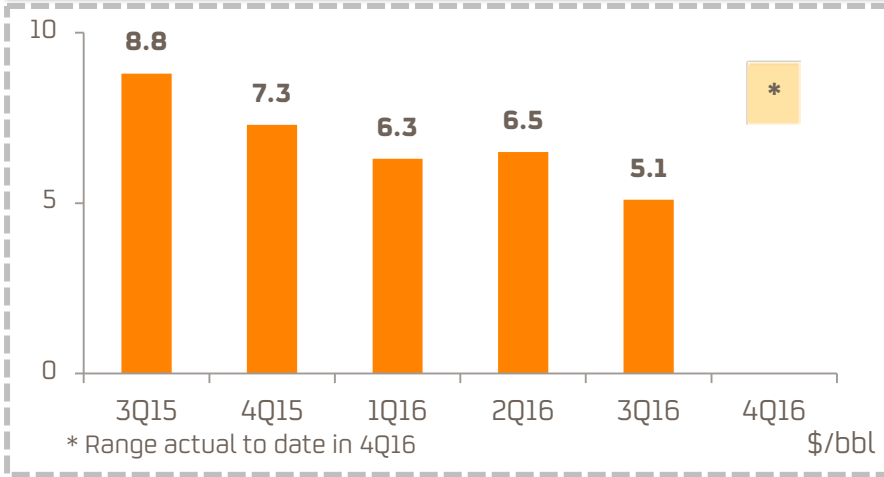
- ✓ Start-up of Lapa (Brazil)
- ✓ Ramp-up production of T&T

Operational activity

Downstream



Refining Margin Indicator

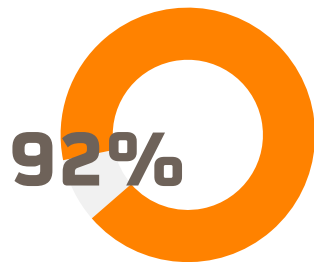


Petrochemicals

- Strong performance:
 - Steady sales
 - Resilient margins
 - Reduction in derivative product prices offset by lower naphtha prices

Utilization rates

3Q 2016



Distillation



Conversion units

Commercial businesses

- **Sales** in Service Stations increased
- Spanish motor fuel demand recovery



Financial results

4

Third Quarter 2016 Results



3Q	3Q 2015	2Q 2016	3Q 2016	% Variation 3Q16 vs 3Q15
CCS Adjusted Net Income	159	345	307	+ 93%

Million €

	3Q 2015	2Q 2016	3Q 2016	
Net Income	-221	205	481	-

Million €

9M	9M 2015	9M 2016	% Variation
CCS Adjusted Net Income	1,339	1,224	- 13%

Million €

	9M 2016	9M 2015	
Net Income	832	1,120	+ 35%

Million €

Upstream Results

Adjusted Net Income



3Q 2015

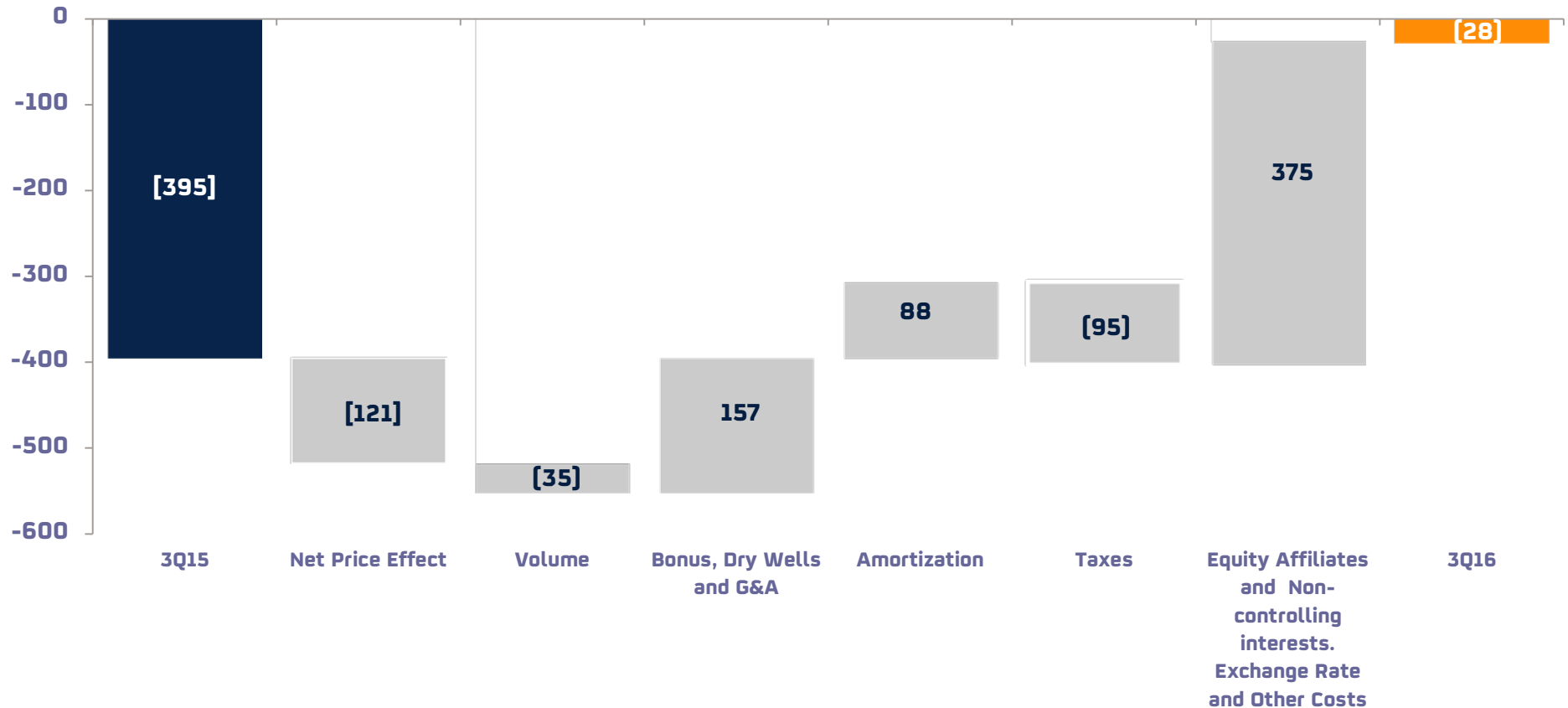
3Q 2016

Adjusted Net Income

-395

-28

Million €



Downstream Results

Adjusted Net Income



3Q 2015

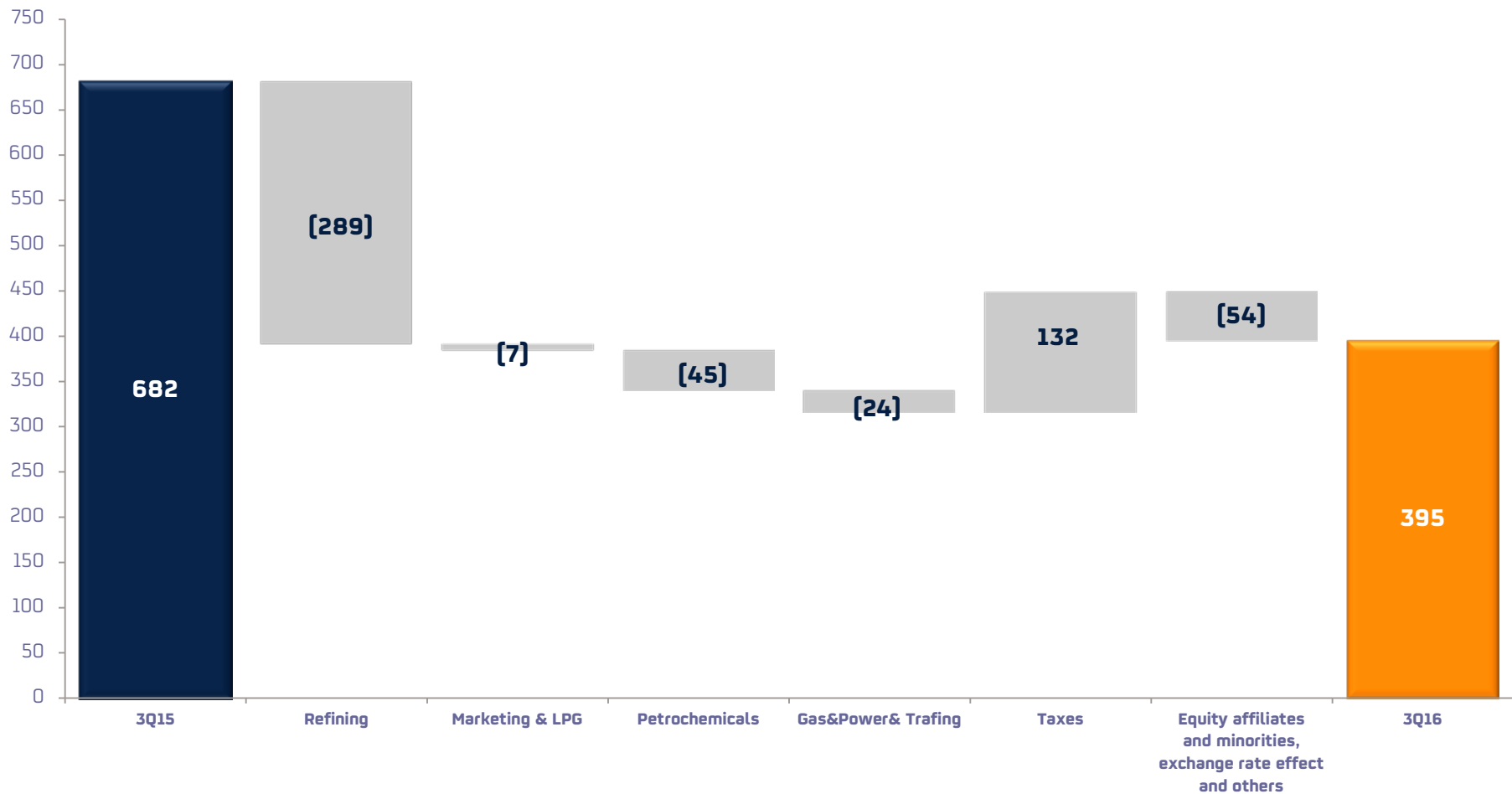
3Q 2016

CCS Adjusted Net Income

682

395

Million €



Corporate and others

Adjusted Net Income



	3Q 2015	2Q 2016	3Q 2016	9M 2015	9M 2016
Corporate and others	-128	-79	-60	377	-140
Million €					
Corporate & adjustments	-57	-90	-80	-139	-233
Financial Results	-223	-185	-123	233	-385
Income Tax	49	100	63	-47	203
Gas Natural Fenosa	103	96	80	330	275
Million €					

Financial Aspects



Million €

3Q 2015

3Q 2016

Net Financial Result

-223

-123

Million €

2Q 2016

3Q 2016

Net Financial Debt

11,709

9,988

Liquidity

~€7.9Bn



Covers ~2 times our short term debt maturities



Progress on our strategic objectives

2

Progress of Strategic Plan

Strategic Commitments Follow up



Efficiency & Synergies Program



	Target 2016	2016 Estimate
Synergies	0.2	0.3
Efficiencies	0.9	1.1
Total [B€]	1.1	1.4

Investment Flexibility



	Target 16-17	'16 YTD
Repsol Investment [B€]	3.9	2.3

Divestments & Management Portfolio



	Target 16-17	'16 YTD
Divestments [B€]	3.1	4.8 ⁽¹⁾
Production [kboed]	~700	694

Value & Resilience



	Target	'16 YTD
CF Neutrality BE [\$ /boe]	~40	46
E&P FCF BE [\$ /boe]	~65	62

(1) Includes agreed transactions and other operations.
The total proceeds and benefits captured since Oct'15 amount to ~5B€

Finance Commitments



	Target	Actual
Investment Grade	Maintain	Maintain



Conclusions

4

- ✓ **Improved recurrent results year-on-year**
- ✓ **Resilience in the lower part of the cycle thanks to Integrated Model**
- ✓ **Materially reduced net debt and strengthened financial position**
- ✓ **Well positioned to deliver full year targets**
- ✓ **Strong progress towards longer term strategic goals**

Q&A Session

Third Quarter 2016 Results

Repsol Investor Relations

investorsrelations@repsol.com



WEBCAST – CONFERENCE CALL

Third Quarter 2016 Results

November 3rd, 2016

