



REPSOL

WEBCAST – CONFERENCE CALL

Second Quarter 2019 Results



Disclaimer

ALL RIGHTS ARE RESERVED

© REPSOL, S.A. 2019

The information included in this document is published pursuant to the provision of article 226 of the Spanish Securities Market Law. This document contains statements that Repsol believes constitute forward-looking statements which may include statements regarding the intent, belief, or current expectations of Repsol and its management, including statements with respect to trends affecting Repsol's financial condition, financial ratios, results of operations, business, strategy, geographic concentration, production volume and reserves, capital expenditures, costs savings, investments and dividend payout policies. These forward-looking statements may also include assumptions regarding future economic and other conditions, such as future crude oil and other prices, refining and marketing margins and exchange rates and are generally identified by the words "expects", "anticipates", "forecasts", "believes", "estimates", "notices" and similar expressions. These statements are not guarantees of future performance, prices, margins, exchange rates or other events and are subject to material risks, uncertainties, changes and other factors which may be beyond Repsol's control or may be difficult to predict. Within those risks are those factors described in the filings made by Repsol and its affiliates with the "Comisión Nacional del Mercado de Valores" in Spain and with any other supervisory authority of those markets where the securities issued by Repsol and/or its affiliates are listed.

Repsol does not undertake to publicly update or revise these forward-looking statements even if experience or future changes make it clear that the projected performance, conditions or events expressed or implied therein will not be realized.

This document mentions resources which do not constitute proved reserves and will be recognized as such when they comply with the formal conditions required by the system "SPE/WPC/AAPG/SPEE/SEG/SPWLA/EAGE Petroleum Resources Management System" (SPE-PRMS) (SPE – Society of Petroleum Engineers).

In October 2015, the European Securities Markets Authority (ESMA) published its Guidelines on Alternative Performance Measures (APMs). The guidelines apply to regulated information published on or after 3 July 2016. The information and breakdowns relative to the APMs used in this presentation are included in Annex 2 "Alternative Performance Measures" in the interim Management Report for 1H 2019 and the Repsol website.

This document does not constitute an offer or invitation to purchase or subscribe shares, pursuant to the provisions of the Royal Legislative Decree 4/2015 of the 23rd of October approving the recast text of the Spanish Securities Market Law and its implementing regulations. In addition, this document does not constitute an offer to purchase, sell, or exchange, neither a request for an offer of purchase, sale or exchange of securities in any other jurisdiction. The information contained in the document has not been verified or revised by the External Auditors of Repsol.

Index

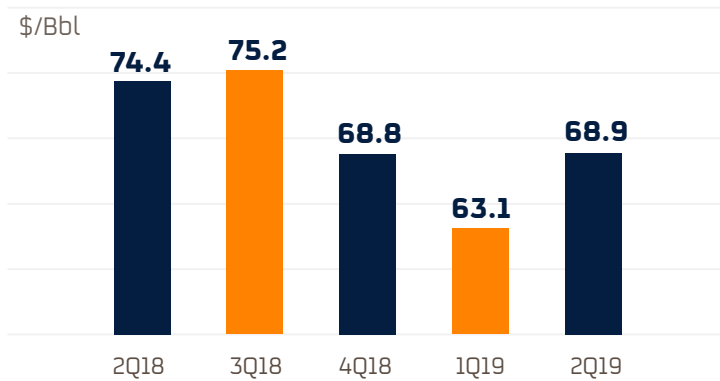
- 01.** Key messages and operational highlights
- 02.** Financial results
- 03.** Outlook 2019
- 04.** Rationale of share capital reduction
- 05.** Conclusions



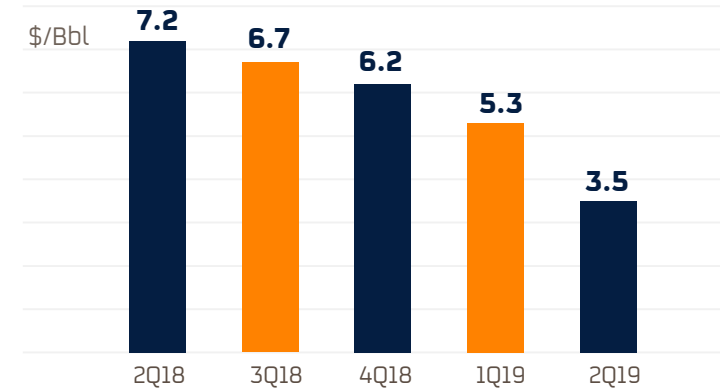
Resilient results in a volatile environment

Market environment

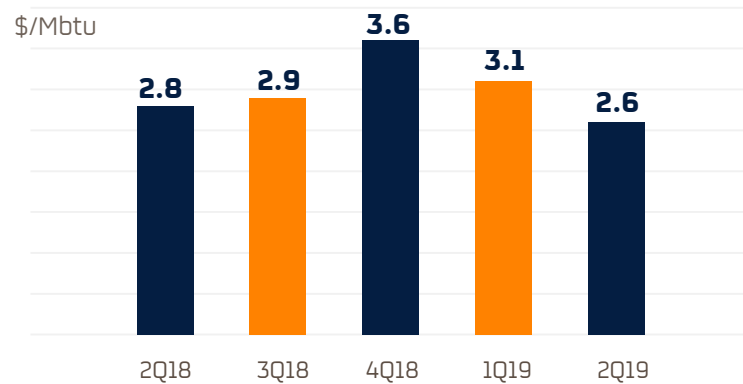
BRENT PRICE



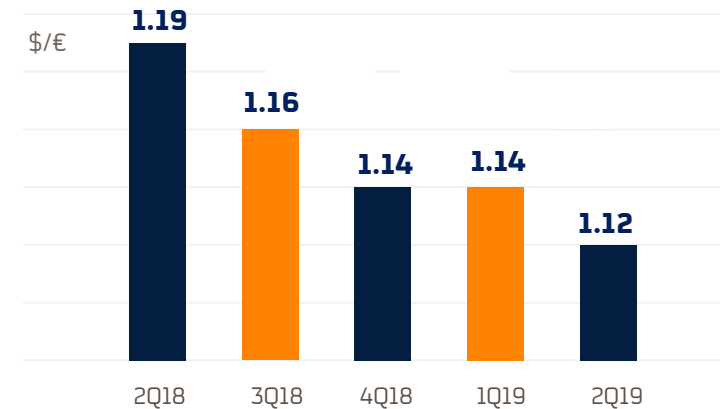
REFINING MARGIN INDICATOR



HENRY HUB PRICE



EXCHANGE RATE



Strong operating cash flow delivery

Key messages

Resilient performance in Downstream businesses despite a weaker quarter in Refining

Upstream

- Flat **production** vs 1Q19
- **CFFO** increased **27%** vs 2Q18
- **Capex** increased **25%** vs 2Q18
- **Buckskin** started production ahead of planned date with significant cost savings

Low Carbon

- Agreement to **develop 2 wind farms** and a **photovoltaic power plant** in Spain (800MW)

Downstream

- Weaker EBITDA contribution from **Refining**
- Improved results from **Chemicals**
- Good performance in **Peru** and **Commercial Businesses**
- **€ 630 M CFFO** in 2Q19 vs € 194 M in 2Q18

Corporate

- **Net Debt** of **€ 3.7 Bn** at the end of 2Q19 (€ 7.5 Bn including leases) in line with 1Q19
- **Liquidity** covers more than **1.6 times** short term gross debt maturities
- **72%** acceptance of scrip option in July dividend
- Additional share buy-back. **5% capital reduction**

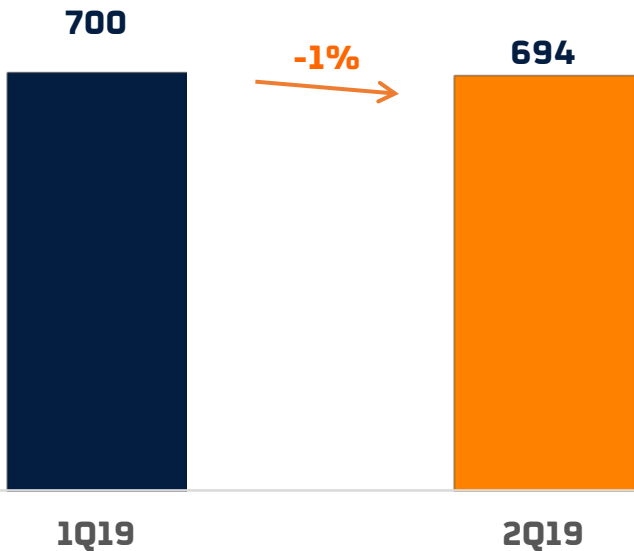
70% Cash Flow from Operations increase 2Q19 vs 2Q18

Production in line with 1Q19

Upstream highlights



Kboed



- Planned maintenance in T&T (factored in annual budget)
- Libya at plateau for full quarter (~39 Kboed)
- Lower volumes in Peru due to unscheduled shutdown in Peru LNG

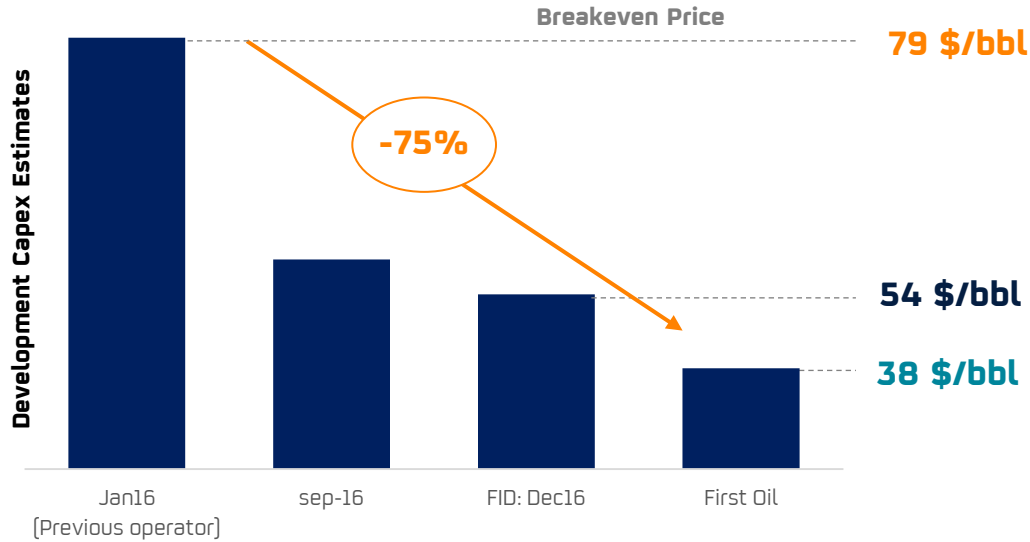
Building an attractive pipeline in the Gulf of Mexico

Upstream highlights



Buckskin First Oil (June 14th 2019)

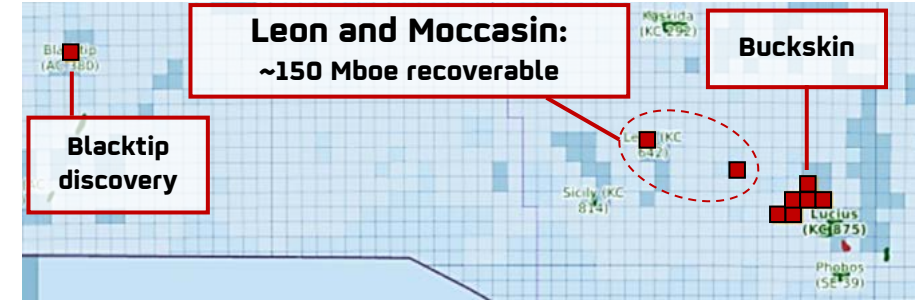
Last example of Repsol development strategy



- Key partner Llog aligned with Repsol **lean development**:
 - **Tie-back** to Lucius instead of a greenfield
 - **~40% Under FID (~75% under first estimations)**
 - Halving Breakeven since first estimation and -30% since FID
- Profitable **short-cycle**:
 - ~6 months ahead of Schedule
 - Phased approach
- High-grading portfolio → **High margin barrels**

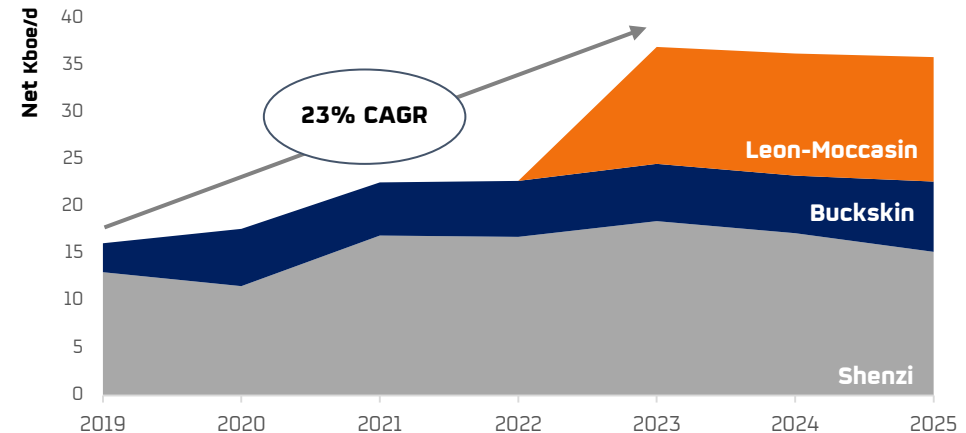
Growing the future

Joint development of Leon and Moccasin



Strategic Alliance: Same operator, same approach application of Buckskin's successful model:

- **Low-cost, Fast-track**
- Standardization & constructability continuing improvement

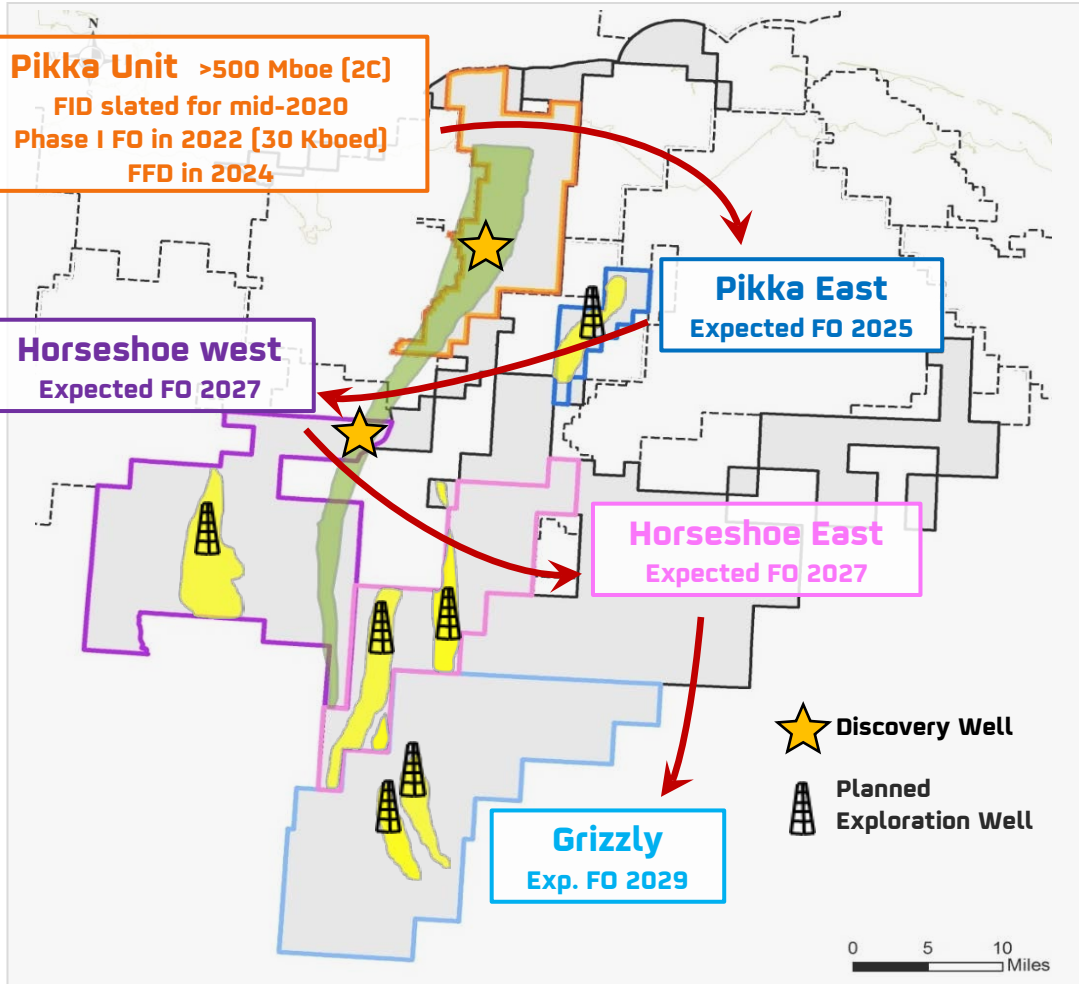


Accelerating Alaska: long term growth platform

Upstream highlights

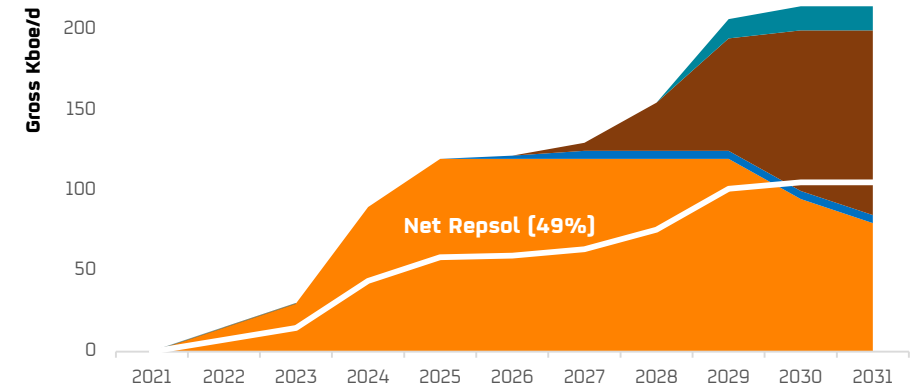


Nanushuk path to success Huge interests in prolific formation



Gross figures

Leveraging our capabilities to build a new core region



- **Fast Tracking:**
Anticipated FO for **Pikka Unit** in 2022, previously estimated for 2023-24
- **Alliance management:**
Interests aligned with partners for all blocks in a new JOA to take effect in August 2019
- **Exploration-driven growth:**
Likely material resource upgrade after successful drilling season campaign data conducted by operator Oil Search

Exploration

Upstream highlights



7 exploratory and 2 appraisal wells were concluded (5 positive, 1 under evaluation)

Gulf of Mexico

- The 2nd appraisal of **Leon** expected to start before year end

Guyana

- 1 exploration well to be drilled in Kanuku block

Brazil

- Sagitario appraisal planned in 3Q19

Indonesia

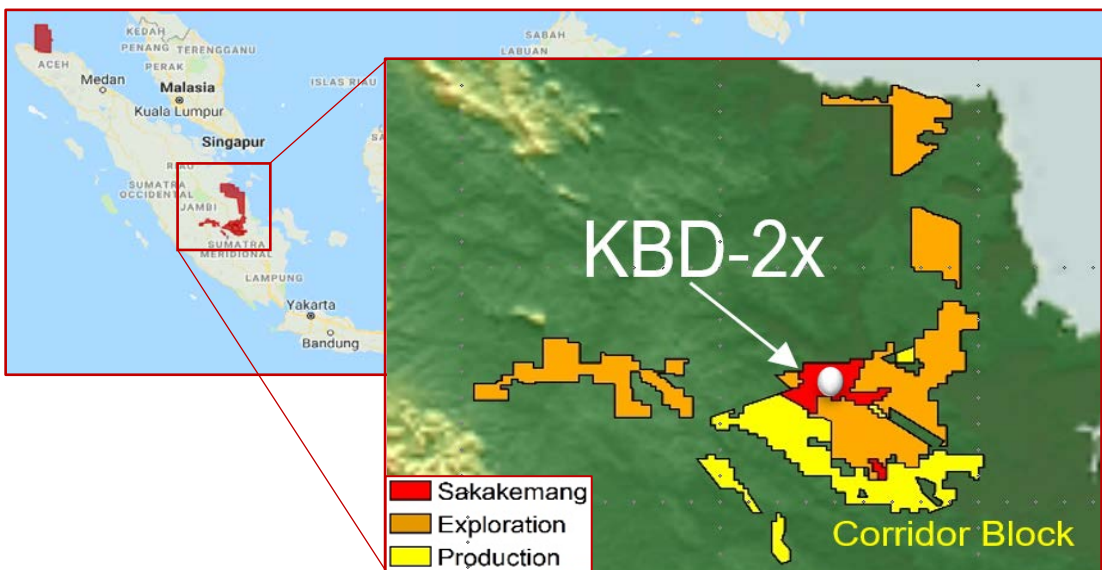
- Commercialization memorandum for the gas from **Sakakemang** discovery

Indonesia: a value creation history since TLM acquisition

Upstream highlights

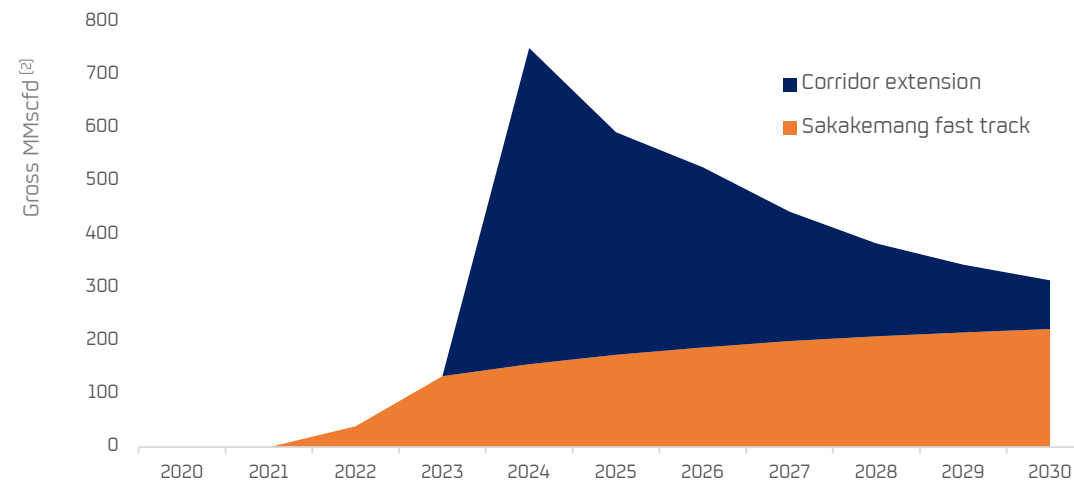


Largest discovery in 18 years in Indonesia^[1]



- Repsol is **located in the best spot** to meet an increasing gas demand
- Top explorers in Indonesia; existing **remaining exploration portfolio around our core position** in order to continue growing if successful
- **Good margins** due to high gas realization prices

Indonesia new additional production



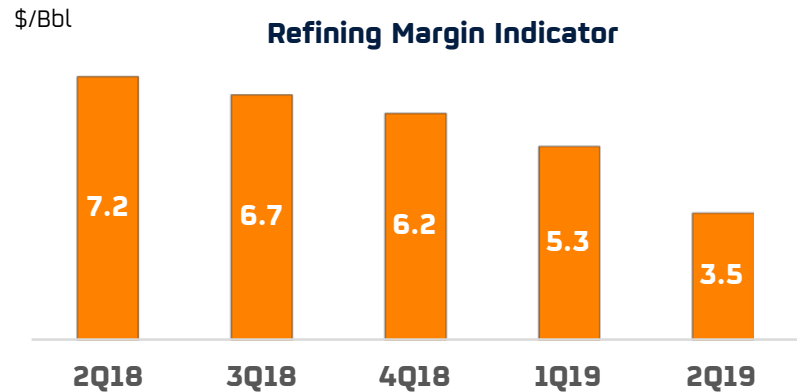
- **Sakakemang** KBD-2X's fast track development due to nearby facilities. **Anticipated FG in 2022**
- **Corridor extension**; first case for a IOC. Gross split contract **until 2043**
- Clear **synergies** between positions and exploration

[1] Source Wood Mackenzie [2] preliminary development cases

Challenging Refining. Improving Chemicals

Downstream highlights

REFINING



COMMERCIAL BUSINESSES

- Positive **seasonal effect** due to the start of the driving season
- Mexico expansion:
 - **~200** service stations operating
 - **~300** contracts signed

PETROCHEMICAL

- Good set of quarterly results
- Stable international environment
- Cheaper feedstock, higher LPG utilization and absence of operational issues compared to 2Q18

LOW CARBON BUSINESS

- **~1 GW** pipeline of additional renewable power generation
- **>900,000 retail clients** (20% increase since the acquisition)

Downstream resilience

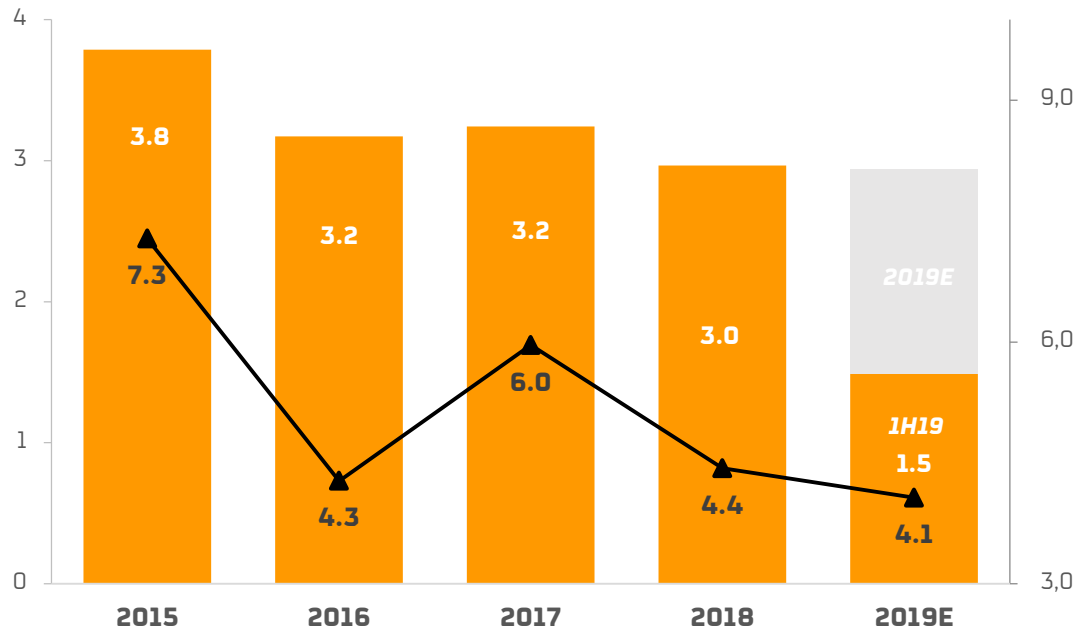
Downstream highlights



DW Resilience

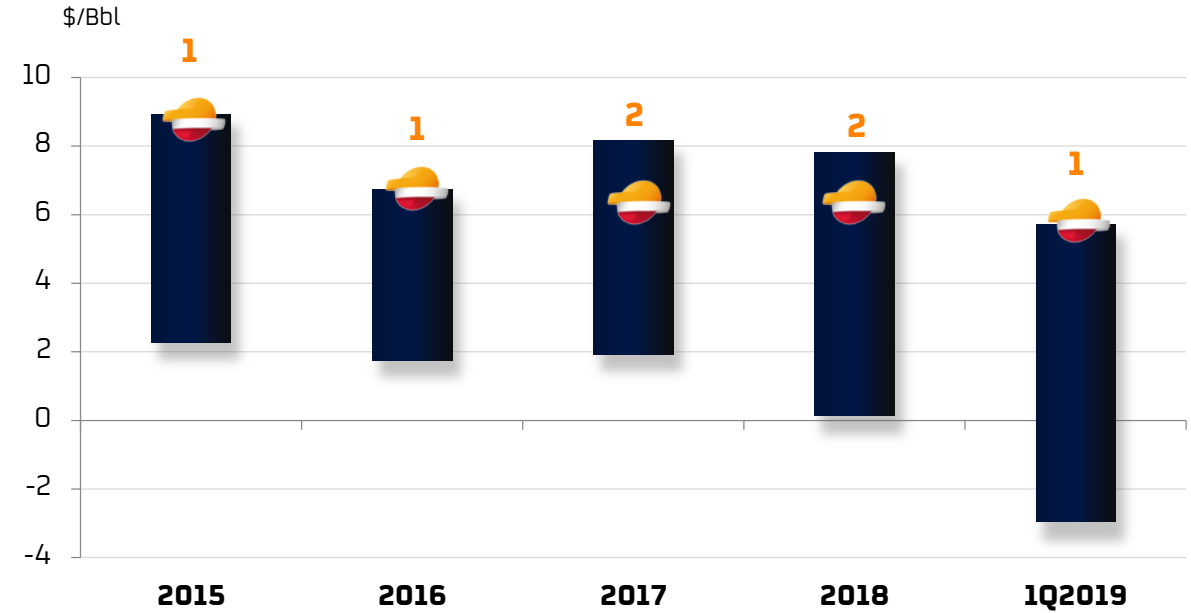
EBITDA CCS [B€]

Brent Cracking NWE



Better Performance R&M vs Peers

R&M Integrated EBIT [European Peers]



International expansion will allow us to leverage our competitive advantages and gain global scale

Source Repsol Internal Data & IEA Refining Margins.

Integrated R&M calculated as EBIT CCS – adjusted operating profit from the R&M divided by the total volume of crude processed. European Peers set group: Repsol, Cepsa, ENI, GALP, DMV, MOL, Total, PLN Orlen, Saras, Hellenic, Neste

2Q19 Results

Financial highlights

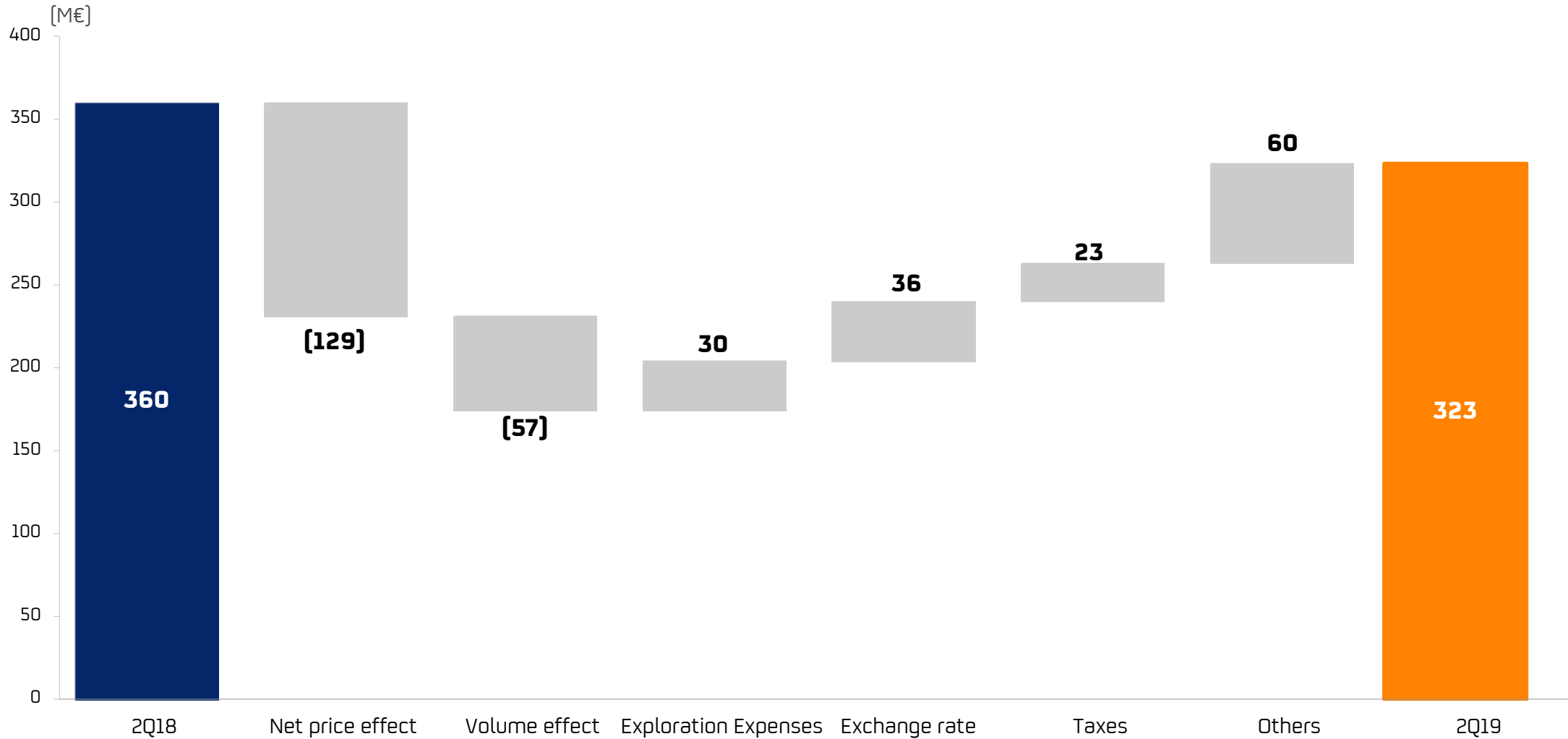
Results (€ Million)	Q2 2018	Q1 2019	Q2 2019	% Change Q2 19/Q2 18	Jan - June 2018	Jan - June 2019	% Change 2019/2018
Upstream	360	323	323	(10.3)	647	646	(0.2)
Downstream	337	404	311	(7.7)	762	715	(6.2)
Corporate and Others	(148)	(109)	(137)	(7.4)	(277)	(246)	(11.2)
Adjusted Net Income	549	618	497	(9.5)	1,132	1,115	(1.5)

Resilient results under a volatile macro scenario.



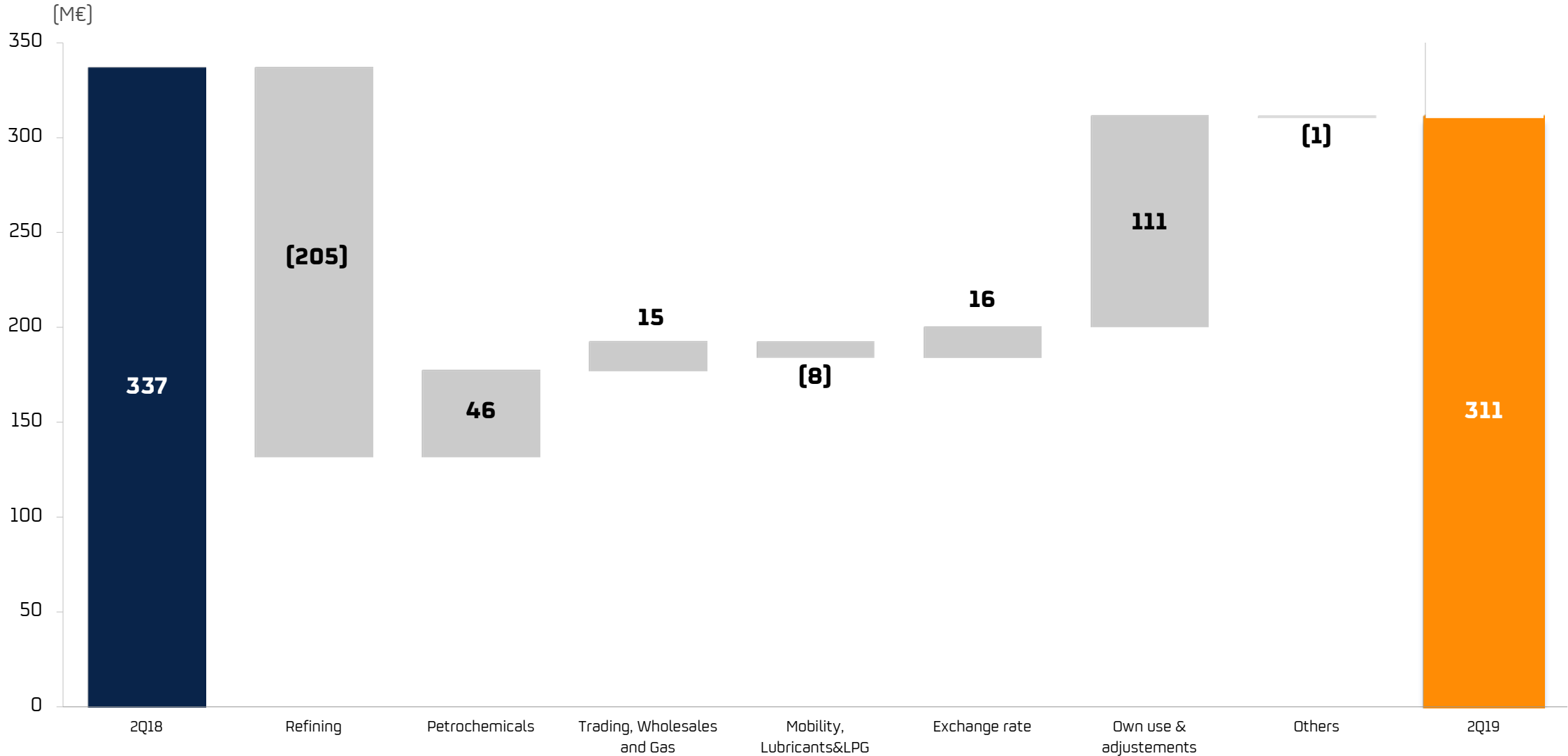
2Q19 Results

Upstream Results



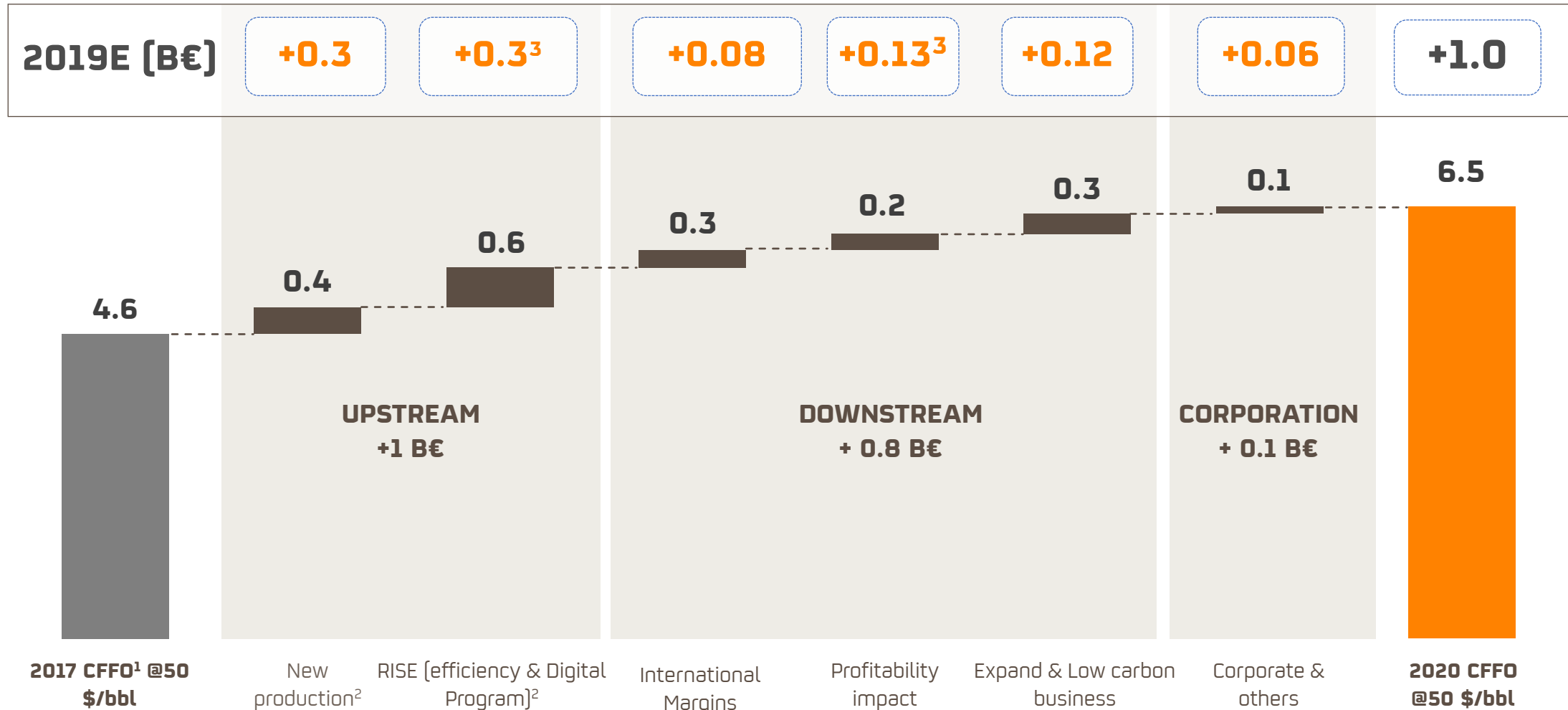
2Q19 Results

Downstream Results



On track to deliver 2020 CFFO objective

Outlook 2019



1. Adjusting values to \$50/bbl and excluding Spain extraordinary tax refund effect. CFFO in 2017 was 5.5 B€
2. Rise production impact considered in new production
3. Refers to sustainable savings

Digitalization & Efficiency

Outlook 2019



Upstream

Better maintenance, reduction of logistics and decommissioning costs and initiatives in gas commercialization



Downstream

Improving integrated margin, process digitalization



Corporate

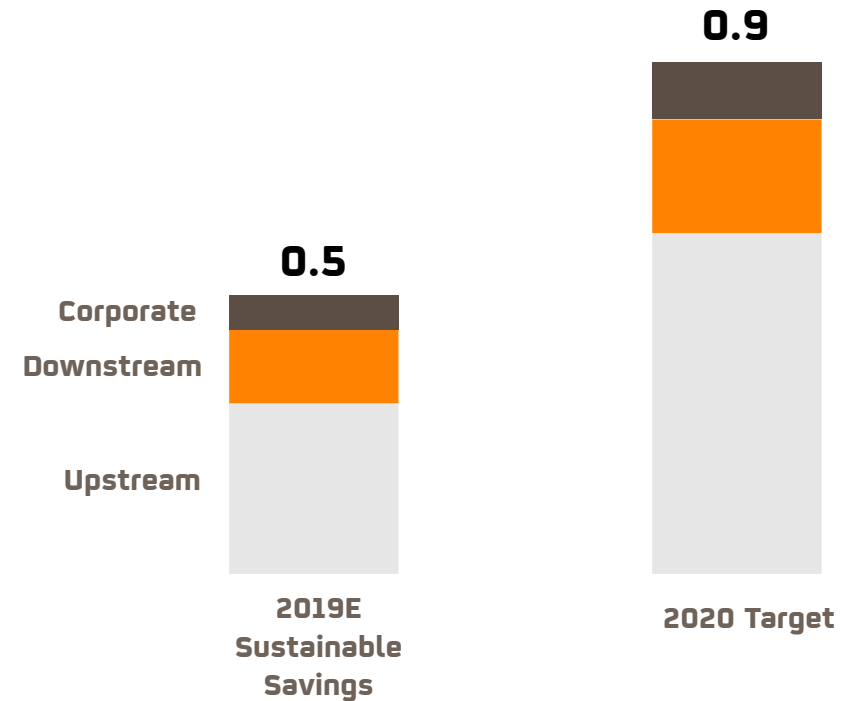
Lower corporate costs



Digitalization

>150 initiatives on going, 50 in scale-up:
Omnichannel experience, new business models, autonomous plant and zero unexpected failures, E&P digitally-enabled operations excellence, integrated operations centers and Corporate robot process automation (RPAs)

CFFO impact (B€) at 50\$/Bbl



Actual 2020 sustainable savings ~€500 million euros with CFFO impact

Rationale of share capital reduction

Outlook 2019

Strategic update for 2018-2020



- ✓ Self-funded plan at 50 dollars Brent
- ✓ Increase shareholder remuneration to 1 €/share with scrip option and buy-back
- ✓ Increase Total Shareholder Return

5% Share capital reduction*

- ✓ Cancellation of treasury shares
- ✓ Disbursement > € 1 Bn (at current prices)
- ✓ In addition to the share buy-back associated to the scrip

Preserving our financial flexibility without jeopardizing neither organic or expand plans nor potential inorganic opportunities

On track to deliver 2020 strategic objectives

Conclusions



1. Increasing shareholders returns



- **Dividend increase** by 6% in 2019 to ~0.95€/share *
- 100% **buyback** of scrip dividend
- **5% share capital reduction** (subject to approval of AGM)

2. Growing our portfolio profitability



- Strong **CFFO generation** : on track to deliver 2020 objective
- **Resilience of Repsol's integrated model**: 2019 EBITDA target roughly unchanged
- Efficient delivery of project pipeline

3. Thriving in the energy transition



- Developing an operated **profitable low carbon business** and long term options



4. Financial flexibility



* The price of the purchase commitment of free-of-charge allocation rights in the paid-up capital increases closed in January and July 2019, once the formulas of the "Repsol Flexible Dividend" were applied, was of 0.411 euros/share and 0.505 euros/share, respectively.



REPSOL

Second Quarter 2019 Results

Repsol Investor Relations

investorsrelations@repsol.com

